

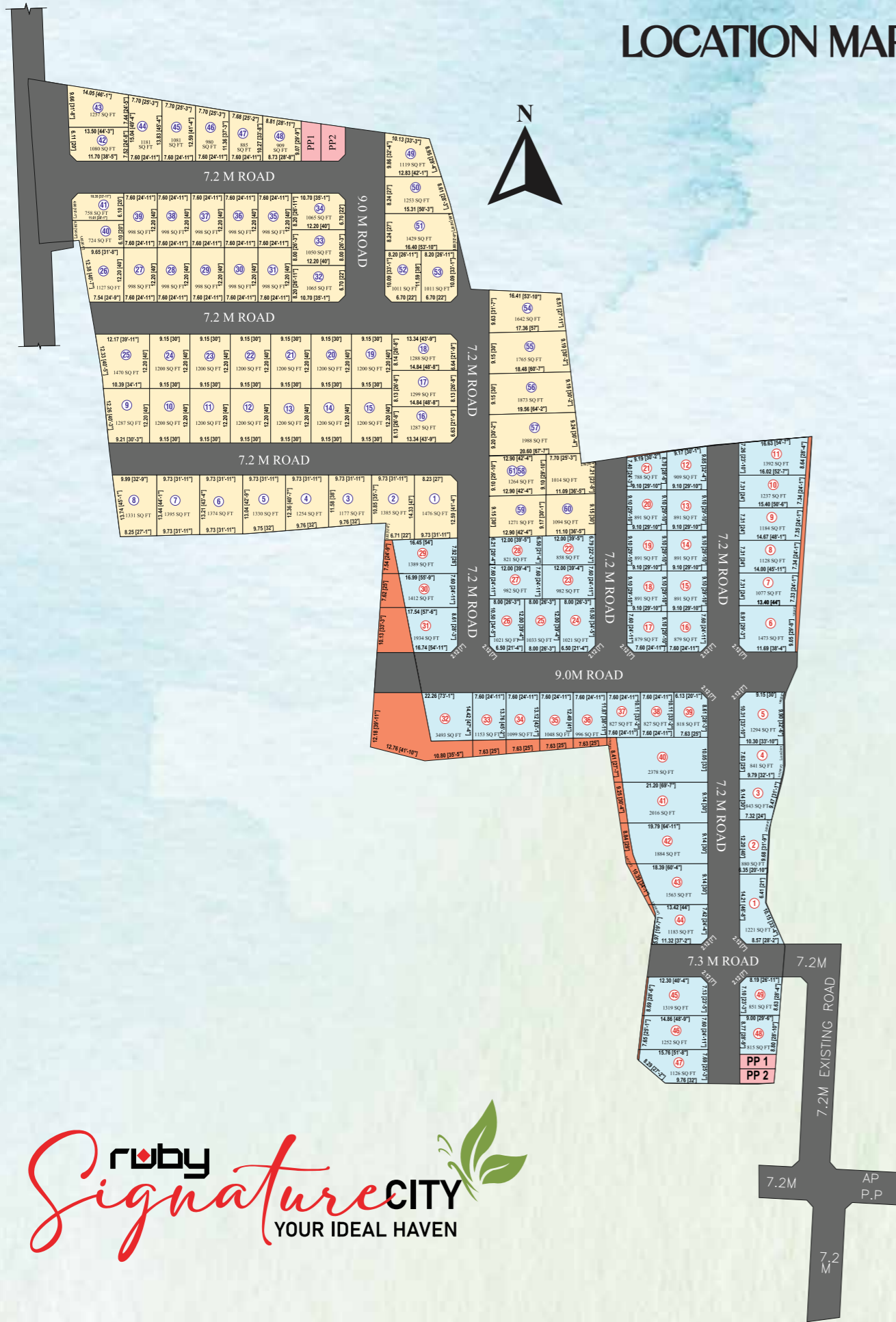
**ruby**  
*Signature*CITY  
YOUR IDEAL HAVEN

It's time to plot  
YOUR DREAM JOURNEY



RESIDENTIAL PLOTS AT OFF IAF ROAD, EAST TAMBARAM

# LOCATION MAP












## AREA STATEMENT PHASE - 1

Plot Nos.	As Per Approval Drawing (sq.ft.)	Addl. Area (sq.ft.)	Total Area (sq.ft.)	Plot Nos.	As Per Approval Drawing (sq.ft.)	Addl. Area (sq.ft.)	Total Area (sq.ft.)
1	1203	18	1221	26	1021	-	1021
2	855	25	880	27	982	-	982
3	824	10	843	28	821	-	821
4	815	26	841	29	1173	216	1389
5	1258	36	1294	30	1030	382	1412
6	1423	50	1473	31	1171	763	1934
7	1040	37	1077	32	1220	2274	3493
8	1084	44	1128	33	871	282	1153
9	1128	56	1184	34	859	240	1099
10	1172	65	1237	35	848	200	1048
11	1327	66	1392	36	836	160	996
12	897	13	909	37	827	-	827
13	891	-	891	38	827	-	827
14	891	-	891	39	818	-	818
15	891	-	891	40	2164	214	2378
16	879	-	879	41	1843	173	2016
17	879	-	879	42	1706	178	1884
18	891	-	891	43	1416	147	1563
19	891	-	891	44	1159	24	1183
20	891	-	891	45	1287	32	1319
21	768	20	788	46	1224	28	1252
22	858	-	858	47	1121	5	1126
23	982	-	982	48	819	-4	815
24	1021	-	1021	49	849	2	851
25	1033	-	1033	<b>Total</b>	<b>51684</b>	<b>5782</b>	<b>57472</b>

## AREA STATEMENT PHASE - 2

Plot Nos.	As Per Approval Drawing (sq.ft.)	Addl. Area (sq.ft.)	Total Area (sq.ft.)	Plot Nos.	As Per Approval Drawing (sq.ft.)	Addl. Area (sq.ft.)	Total Area (sq.ft.)
1	1476	-	1476	32	1065	-	1065
2	1385	-	1385	33	1051	-	1051
3	1177	-	1177	34	1065	-	1065
4	1254	-	1254	35	998	-	998
5	1330	-	1330	36	998	-	998
6	1374	-	1374	37	998	-	998
7	1395	-	1395	38	998	-	998
8	1331	-	1331	39	998	-	998
9	1287	-	1287	40	724	-	724
10	1200	-	1200	41	758	-	758
11	1200	-	1200	42	1007	250	1257
12	1200	-	1200	43	1080	-	1080
13	1200	-	1200	44	1065	116	1181
14	1200	-	1200	45	973	108	1081
15	1200	-	1200	46	875	105	980
16	1287	-	1287	47	779	106	885
17	1299	-	1299	48	781	128	909
18	1288	-	1288	49	1014	129	1143
19	1200	-	1200	50	1266	-	1266
20	1200	-	1200	51	1435	-	1435
21	1200	-	1200	52	1011	-	1011
22	1200	-	1200	53	1011	-	1011
23	1200	-	1200	54	1315	340	1655
24	1200	-	1200	55	1749	22	1771
25	1470	-	1470	56	1864	14	1878
26	1127	-	1127	57	1989	3	1992
27	998	-	998	58	1264	-	1264
28	998	-	998	59	1269	-	1269
29	998	-	998	60	1092	-	1092
30	998	-	998	61	1008	7	1015
31	998	-	998	<b>Total</b>	<b>71370</b>		<b>72698</b>

## FEATURES

-  Plug n Play Gated Community
-  Well developed blacktop roads
-  EB provision
-  Street Lights
-  Fully permanent compound
-  Strom water lines
-  Entrance arch with gate
-  Avenue trees & more...
-  CMDA & RERA Approved

**ruby**  
*Signature* CITY  
YOUR IDEAL HAVEN

## AREA STATEMENT PHASE - 1

Plot Nos.	As Per Approval Drawing Area(sq.ft.)	Addl. Area (sq.ft.)	Total Area (sq.ft.)	Plot Nos.	As Per Approval Drawing Area(sq.ft.)	Addl. Area (sq.ft.)	Total Area (sq.ft.)
1	1203	18	1221	26	1021	-	1021
2	855	25	880	27	982	-	982
3	824	10	843	28	821	-	821
4	815	26	841	29	1173	216	1389
5	1258	36	1294	30	1030	382	1412
6	1423	50	1473	31	1171	763	1934
7	1040	37	1077	32	1220	2274	3493
8	1084	44	1128	33	871	282	1153
9	1128	56	1184	34	859	240	1099
10	1172	65	1237	35	848	200	1048
11	1327	66	1392	36	836	160	996
12	897	13	909	37	827	-	827
13	891	-	891	38	827	-	827
14	891	-	891	39	818	-	818
15	891	-	891	40	2164	214	2378
16	879	-	879	41	1843	173	2016
17	879	-	879	42	1706	178	1884
18	891	-	891	43	1416	147	1563
19	891	-	891	44	1159	24	1183
20	891	-	891	45	1287	32	1319
21	768	20	788	46	1224	28	1252
22	858	-	858	47	1121	5	1126
23	982	-	982	48	819	-4	815
24	1021	-	1021	49	849	2	851
25	1033	-	1033	<b>Total</b>	<b>51684</b>	<b>5782</b>	<b>57472</b>

## AREA STATEMENT PHASE - 2

Plot Nos.	As Per Approval Drawing Area(sq.ft.)	Addl. Area (sq.ft.)	Total Area (sq.ft.)	Plot Nos.	As Per Approval Drawing Area(sq.ft.)	Addl. Area (sq.ft.)	Total Area (sq.ft.)
1	1476	-	1476	32	1065	-	1065
2	1385	-	1385	33	1051	-	1051
3	1177	-	1177	34	1065	-	1065
4	1254	-	1254	35	998	-	998
5	1330	-	1330	36	998	-	998
6	1374	-	1374	37	998	-	998
7	1395	-	1395	38	998	-	998
8	1331	-	1331	39	998	-	998
9	1287	-	1287	40	724	-	724
10	1200	-	1200	41	758	-	758
11	1200	-	1200	42	1007	250	1257
12	1200	-	1200	43	1080	-	1080
13	1200	-	1200	44	1065	116	1181
14	1200	-	1200	45	973	108	1081
15	1200	-	1200	46	875	105	980
16	1287	-	1287	47	779	106	885
17	1299	-	1299	48	781	128	909
18	1288	-	1288	49	1014	129	1143
19	1200	-	1200	50	1266	-	1266
20	1200	-	1200	51	1435	-	1435
21	1200	-	1200	52	1011	-	1011
22	1200	-	1200	53	1011	-	1011
23	1200	-	1200	54	1315	340	1655
24	1200	-	1200	55	1749	22	1771
25	1470	-	1470	56	1864	14	1878
26	1127	-	1127	57	1989	3	1992
27	998	-	998	58	1264	-	1264
28	998	-	998	59	1269	-	1269
29	998	-	998	60	1092	-	1092
30	998	-	998	61	1008	7	1015
31	998	-	998	<b>Total</b>	<b>71370</b>		<b>72698</b>

## FEATURES



Plug n Play  
Gated Community



Well developed  
blacktop roads



EB  
provision



Street  
Lights



Fully permanent  
compound



Storm water  
lines



Entrance arch  
with gate



Avenue trees  
& more...



CMDA & RERA  
Approved

# LOCATION MAP



## Location Advantages

### SCHOOLS

Alwin Memorial Public School	-	800 m
Trileaves International School	-	2.8 kms
Sreevatsa Viswanathan Vivekananda Vidyalaya Junior College	-	3.3 kms
Alpha International School	-	3.4 kms
Sri Kanchi Mahaswami Vidya Mandir	-	3.5 kms
Sitadevi Garodia Hindu Vidyalaya Matric Higher Secondary School	-	3.5 kms
Zion International Public School	-	3.8 kms
Boaz Public School	-	4.2 kms
MAV Vidyashram	-	4.7 kms
Shikshaa Public School	-	4.7 kms
Smt.Ramkuwar Devi Fomra Vivekananda Vidyalaya	-	4.7 kms
GKM Vidyashram	-	5.4 kms
Srimathi Sundaravalli Memorial School	-	6.2 kms

### COLLEGES

Bharath University	-	950 m
Bhaarith Medical College	-	1.3 kms
Sri Lakshmi Ammaal Engineering College	-	2.4 kms
Madras Christian College	-	4 km
Vels Institute of Science, Technology & Advance Studies (VISTAS)	-	7.1 kms

### HOSPITALS

Bhaarith Medical College & Hospital	-	1 km
Bethesda Hospital and Child Care Centre	-	1.3 kms
New Life Hospital	-	2.4 kms
Christudas Hospital	-	2.7 kms
COSH Hospital	-	3.1 kms
Hindu Mission Hospital	-	4.6 kms
Sudar Multi-speciality Hospital	-	4.7 kms
Rela Hospital	-	5.9 kms

### TRANSPORT

Tamaram Bus Stand	-	4.7 Kms
Tamaram Railway Station	-	4.2 Kms
Perungalathur Bus Stand	-	7.8 Kms
Chennai International Airport	-	10 Kms

### CORPORATES

Tamaram MEPZ	-	4.6 kms
Shriram Gateway Office Parks SEZ	-	9 kms



Corp Office: RUBY BUILDERS & PROMOTERS, No.247/B, Velachery Main Road, Selaiyur, Chennai-73.

Call: 044 - 6009 6009 / 72006 72006

Email: marketing@rubybuilderschennai.com | www.rubybuilders.in

